




EQUITY SCHEME ROTATION CHART DATES TO YEAR 2023



PERIOD A	PINK	
PERIOD B	GREEN	
PERIOD C	BLUE	
PERIOD D	YELLOW	